



**TELEMEDICINECLINIC™**  
Distributing Diagnostic Competence

## Telemedicine Clinic

A solution to the health care challenge?

Dr Henrik Agrell

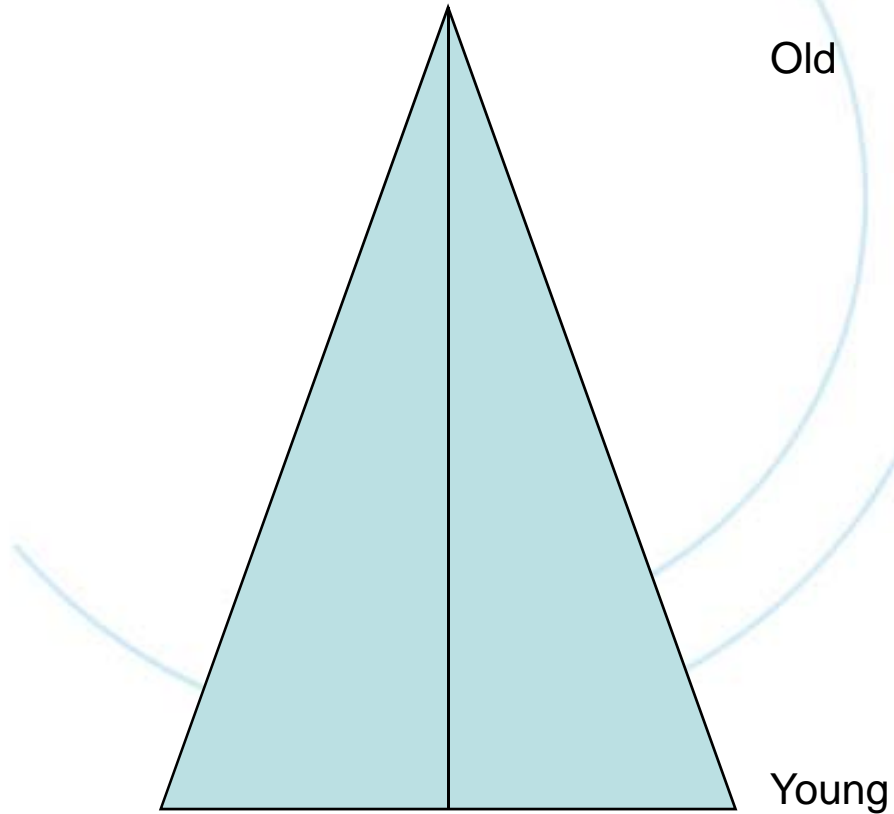
Market and Business Development Director  
Co-founder





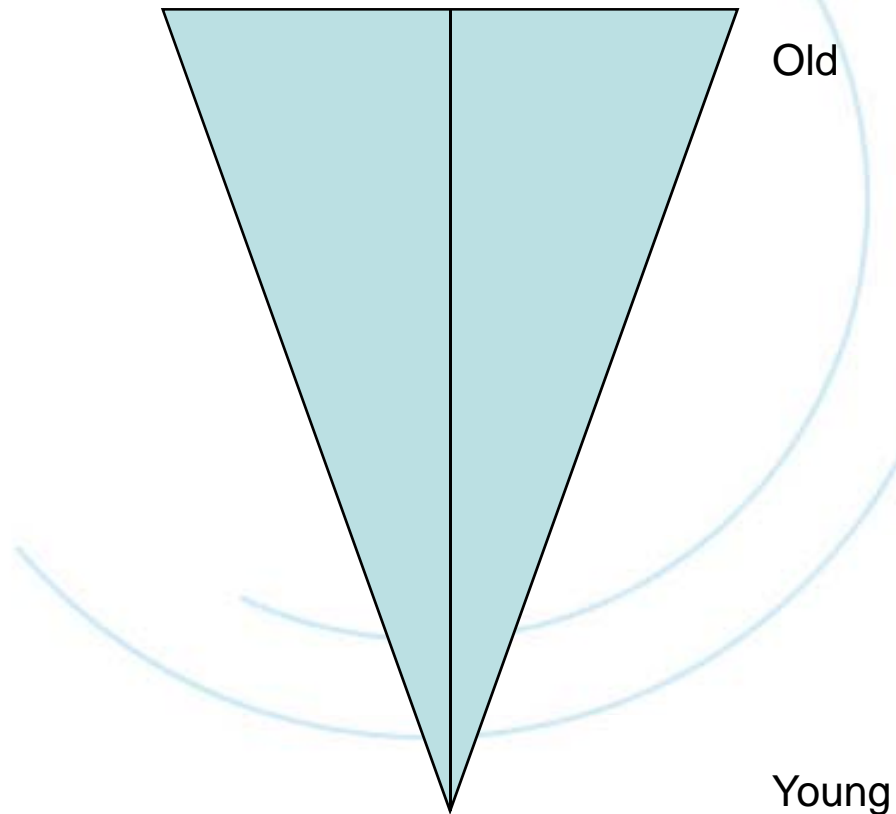
**TELEMEDICINECLINIC™**  
Distributing Diagnostic Competence

The demographic pyramid – how we used to know it



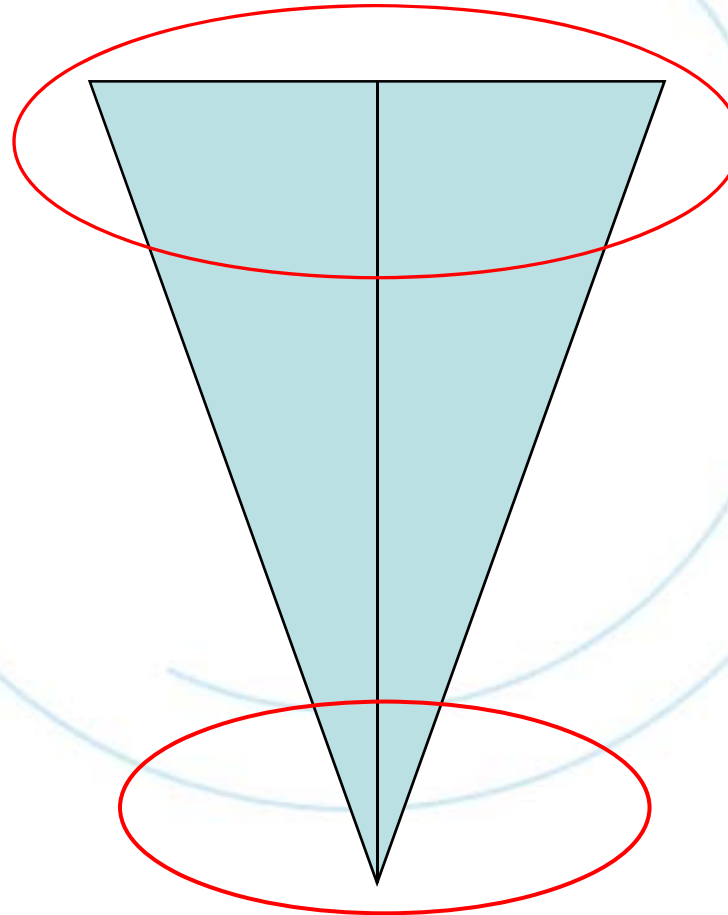


The future demographic situation in Europe –  
a major challenge for the public health care systems





The demographic situation in Europe –  
a major challenge for the public health care systems



- More patients
- More advanced treatment options=  
more need for high end diagnostic services

- Fewer tax payors
- Fewer physicians



**TELEMEDICINECLINIC™**  
Distributing Diagnostic Competence



A huge need for new, innovative health care solutions!



## Telemedicine Clinic

- International Diagnostic Centre based in Barcelona
- Founded in 2002
- Providing radiology reporting and support services mainly for public clients in Scandinavia, the UK and Spain
- European wide network of 80 sub specialized radiologists
- Today, the largest teleradiology group in Europe



**TELEMEDICINECLINIC™**  
Distributing Diagnostic Competence

## Our strategy

”To deliver high-end sub specialist telemedicine diagnostic services to public health care players from a very attractive professional environment.”



# TELEMEDICINECLINIC™

Distributing Diagnostic Competence





## Why Barcelona?

1. High concentration of skilled medical experts
2. The "hot spot" of Europe – easy to attract professionals from other countries
3. Tax reasons



# TELEMEDICINECLINIC™

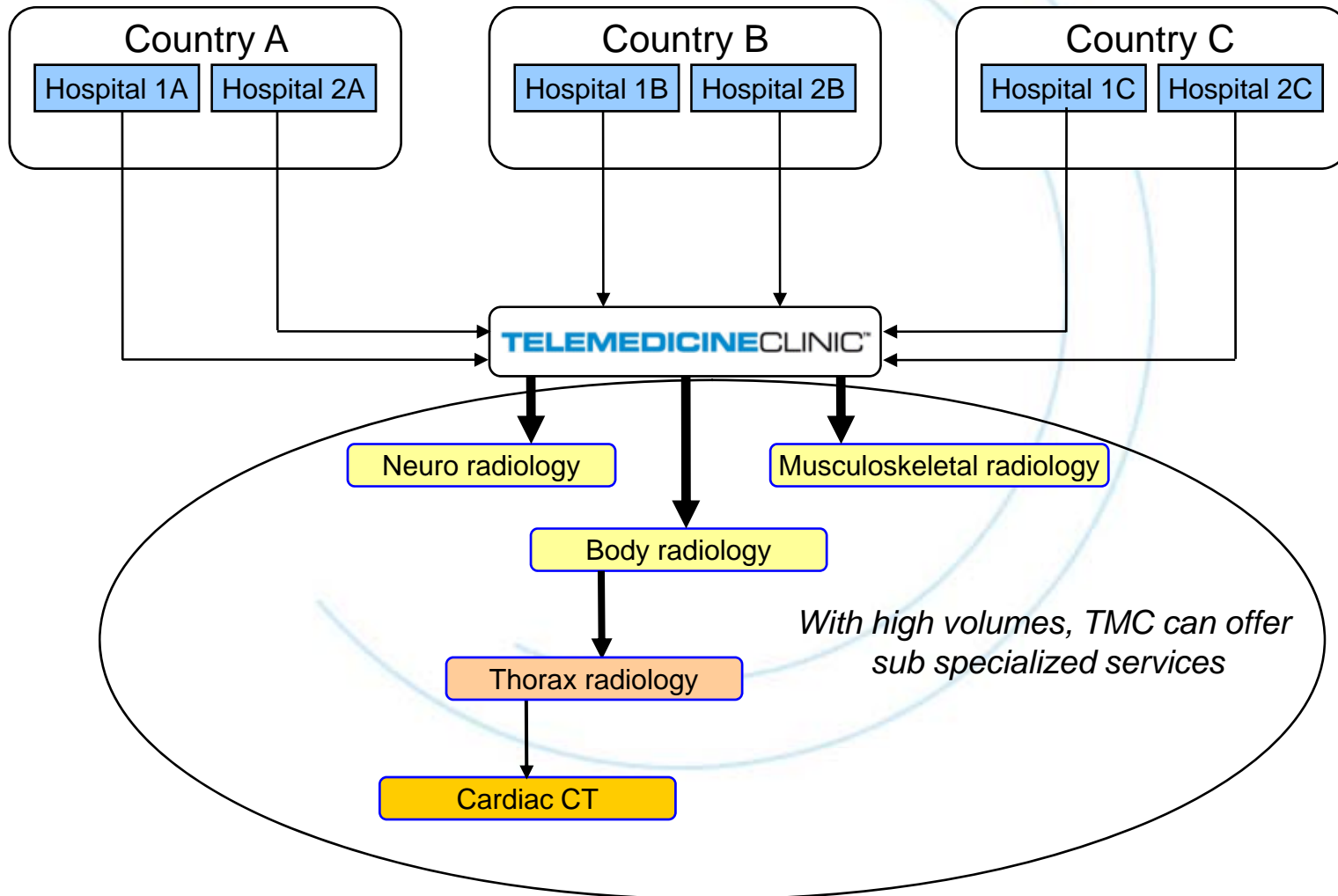
Distributing Diagnostic Competence





# TELEMEDICINECLINIC™

Distributing Diagnostic Competence





# TELEMEDICINECLINIC™

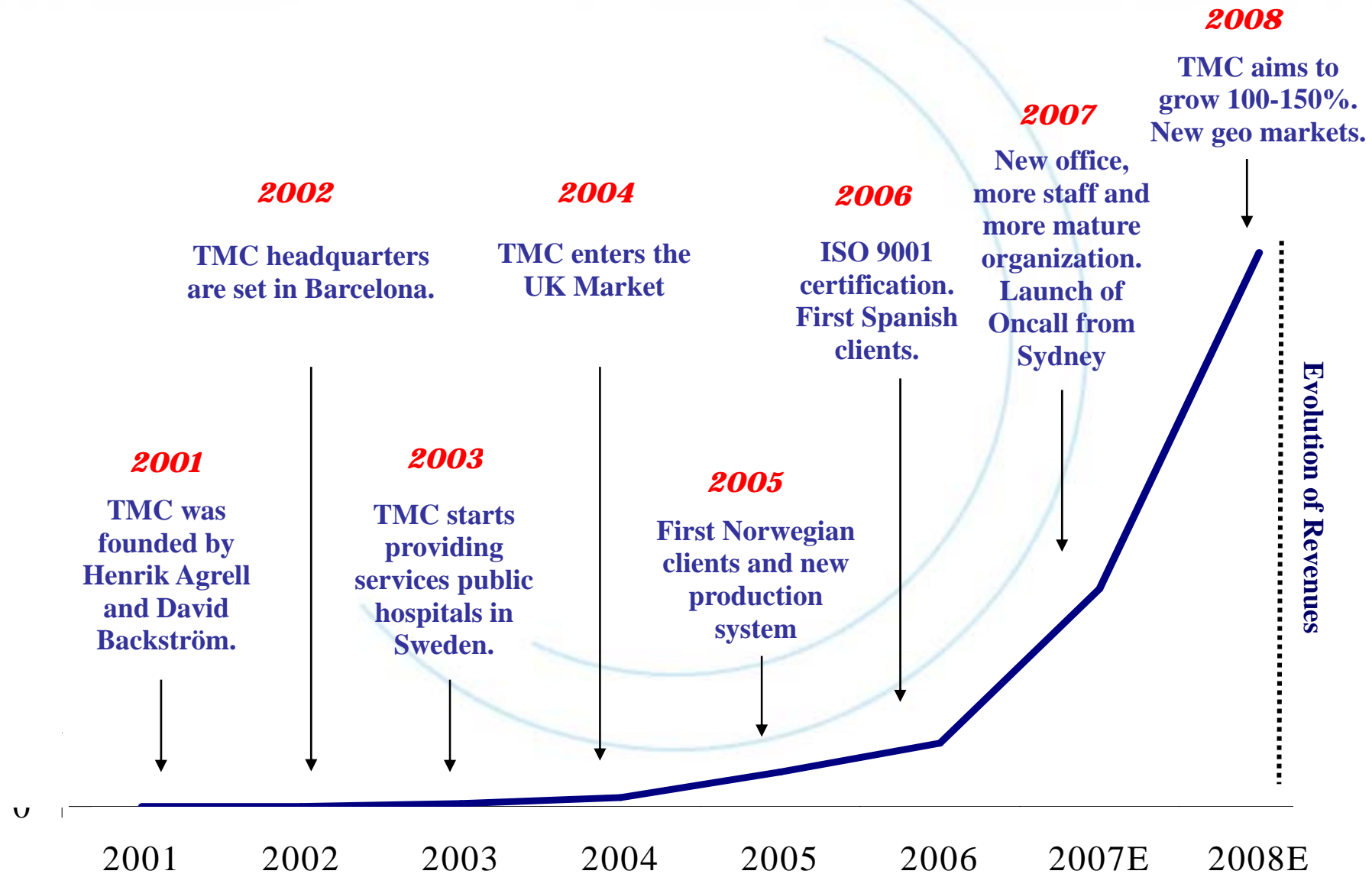
Distributing Diagnostic Competence





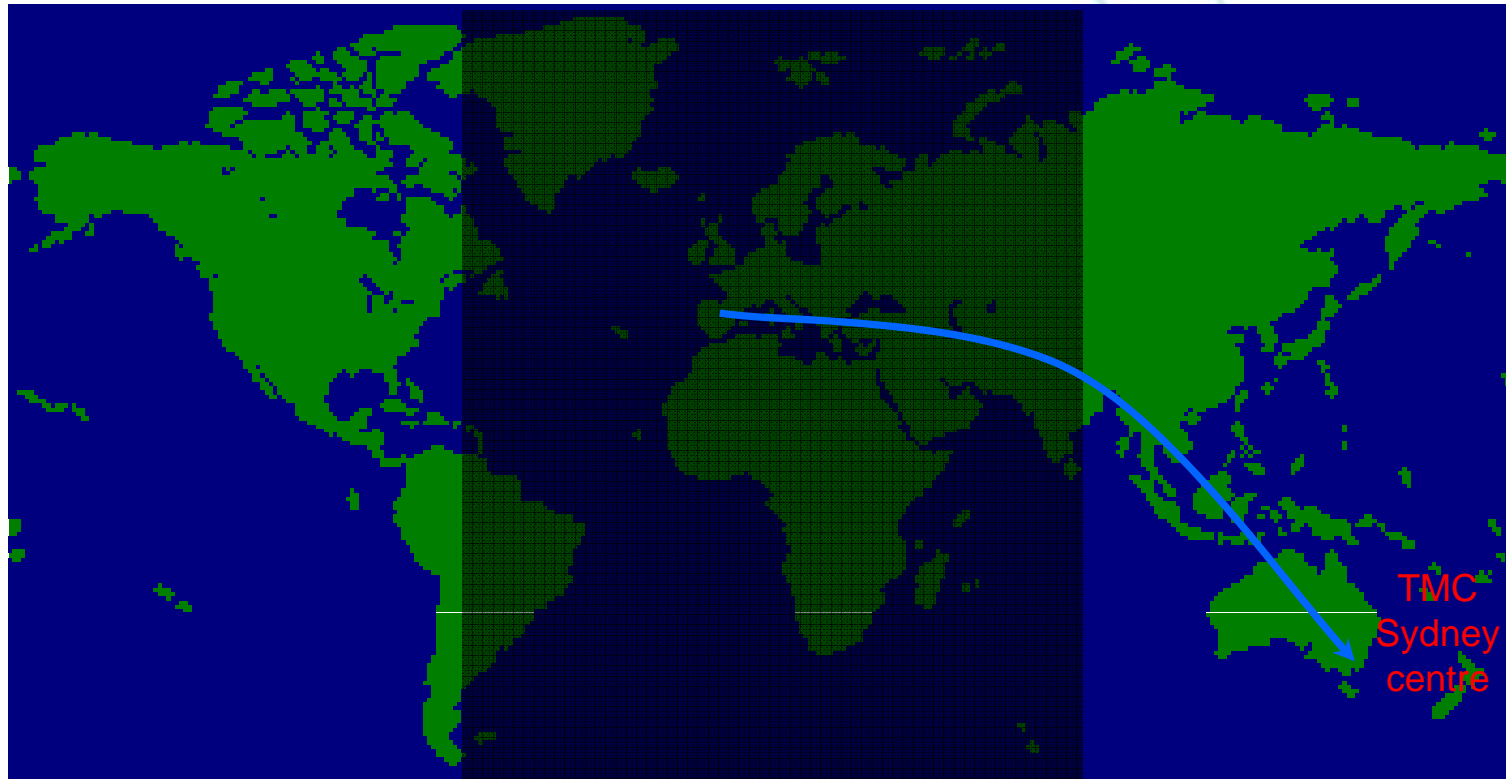
# TELEMEDICINECLINIC™

Distributing Diagnostic Competence





**TELEMEDICINECLINIC™**  
Distributing Diagnostic Competence



TMC Oncall services – start summer 2007



## Future services from TMC

**Radiology**

Available

**Pathology**

Start 2008

**Ophthalmology**

Start 2009



**TELEMEDICINECLINIC™**  
Distributing Diagnostic Competence

The screenshot displays a virtual microscope interface. The main window shows a histological slide with purple and pink staining. To the right is a control panel with the following sections:

- Nikon COOLSCOPE** header with window management icons.
- Navigation icons: Home, Back, Forward, and All.
- Directional movement buttons (up, down, left, right, and diagonal).
- Magnification** section with buttons for 5x, 10x, 20x, and 40x.
- Focus** section with AF (Auto Focus) and a manual focus dial set to 0.
- Digital Zoom** section with buttons for 100x, 75x, and a manual zoom dial set to 0.
- Camera and playback controls (stop, play, camera icon).
- File path: C:\NIKON\DIR000\IMAGE003.bmp
- Power controls: a red power button and a POWER OFF button.

At the bottom left, there is a **Memory** section with a Recall button, a grid of memory slots, and an ALL CLEAR button. A small thumbnail window shows a zoomed-in view of the slide with green boxes indicating active areas.

In this demonstration, only the areas covered with are active.

**Virtual microscopy**